

Технические характеристики

По вопросам продаж и поддержки обращайтесь:

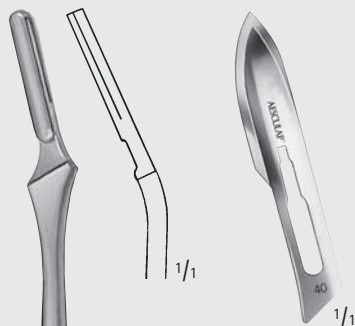
Алматы (7273)495-231	Казань (843)206-01-48	Новокузнецк (3843)20-46-81	Смоленск (4812)29-41-54
Архангельск (8182)63-90-72	Калининград (4012)72-03-81	Новосибирск (383)227-86-73	Сочи (862)225-72-31
Астрахань (8512)99-46-04	Калуга (4842)92-23-67	Омск (3812)21-46-40	Ставрополь (8652)20-65-13
Барнаул (3852)73-04-60	Кемерово (3842)65-04-62	Орел (4862)44-53-42	Сургут (3462)77-98-35
Белгород (4722)40-23-64	Киров (8332)68-02-04	Оренбург (3532)37-68-04	Тверь (4822)63-31-35
Брянск (4832)59-03-52	Краснодар (861)203-40-90	Пенза (8412)22-31-16	Томск (3822)98-41-53
Владивосток (423)249-28-31	Красноярск (391)204-63-61	Пермь (342)205-81-47	Тула (4872)74-02-29
Волгоград (844)278-03-48	Курск (4712)77-13-04	Ростов-на-Дону (863)308-18-15	Тюмень (3452)66-21-18
Вологда (8172)26-41-59	Липецк (4742)52-20-81	Рязань (4912)46-61-64	Ульяновск (8422)24-23-59
Воронеж (473)204-51-73	Магнитогорск (3519)55-03-13	Самара (846)206-03-16	Уфа (347)229-48-12
Екатеринбург (343)384-55-89	Москва (495)268-04-70	Санкт-Петербург (812)309-46-40	Хабаровск (4212)92-98-04
Иваново (4932)77-34-06	Мурманск (8152)59-64-93	Саратов (845)249-38-78	Челябинск (351)202-03-61
Ижевск (3412)26-03-58	Набережные Челны (8552)20-53-41	Севастополь (8692)22-31-93	Череповец (8202)49-02-64
Иркутск (395)279-98-46	Нижний Новгород (831)429-08-12	Симферополь (3652)67-13-56	Ярославль (4852)69-52-93
Россия (495)268-04-70	Киргизия (996)312-96-26-47	Казахстан (7172)727-132	

Biopsie- und Kürettage-Instrumente – Biopsy Instruments and Currettes

Skalpellgriffe und Skalpellklingen

Scalpel Handles and Scalpel Blades

ER



BB540

auswechselbare Skalpellklingen,
doppelschneidig

interchangeable scalpel
blades, double cutting

Bestelleinheit:

PAK= Packung à 100 Stück

Sales unit:

PAK= Package of 100 pieces

BB079R

Skalpellgriff, winklig aufgebogen
Scalpel handle, angular curved

1/1 225 mm, 9"

INCHES

Skalpellsklingen und Griffe – Scalpel Blades and Handles

Sterilklingen

Sterile Scalpel Blades



vakuum vergütet
heat-treated in vacuum

steril
sterile



BB



Carbon Steel
Stainless Steel

BB510
16600495



BB511
16600509



BB512
16600517



BB513
16615492



BB515
16600525



Carbon Steel

BB515-1



BB515-C



BB540
doppelschneidig
double cutting



BB542
doppelschneidig
double cutting

passend zu den Griffen auf Seite 38 - 40

Bestelleinheit:

PAK = Packung à 100 Stück
in Spenderpackung

fitting handles on page 38 - 40

Sales unit:

PAK = Package of 100 pieces
in dispenser package


INCHES



Biopsie- und Kürettage-Instrumente – Biopsy Instruments and Currettes

Biopsieküretten, I.U.D.-Entfernungshaken
Biopsy Curettes, I.U.D. Removing Hook

ER



SAUNDERS

ER002R

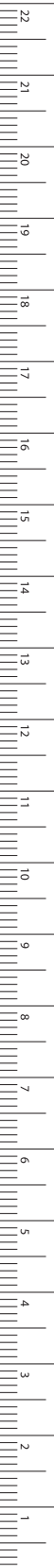
I.U.D.-Entfernungshaken
I.U.D. Removing hook
320 mm, 12 1/2"



ASCH

ER005R

Sekretlöffel
Secretion scoop
200 mm, 8"



Biopsie- und Kürettage-Instrumente – Biopsy Instruments and Currettes

Biopsieküretten

Biopsy Currettes

ER



1/1

Luer-Lock
Luer-Lock

1/2

NOVAK-SCHOECKAERT

ER011R

Endometrium-Biopsiekürette

Endometrial biopsy curette

240 mm, 9 1/2"



1/1

Luer-Lock
Luer-Lock

1/2

RANDALL

ER012R

Endometrium-Biopsiekürette

Endometrial biopsy curette

240 mm, 9 1/2"



1/1
Ø 3,5 mm
diam. 3.5 mm

1/2

MOD. BERLIN

ER015R

Endometrium-Strickkürette

Endometrial biopsy curette

270 mm, 10 3/4"



1/1
Ø 4,0 mm
diam. 4.0 mm

1/2

MOD. MÜNCHEN

ER016R

Endometrium-Strickkürette

Endometrial biopsy curette

270 mm, 10 3/4"



Biopsie- und Kürettage-Instrumente – Biopsy Instruments and Currettes

Biopsiezangen
Biopsy Forceps


ER



THOMS-GAYLOR

ER050R

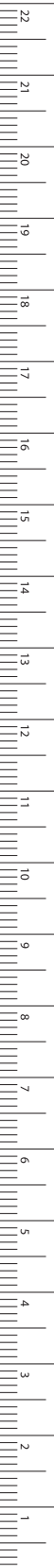
240 mm, 9 1/2"



SCHUBERT

ER058R

260 mm, 10 1/4"



Biopsie- und Kürettage-Instrumente – Biopsy Instruments and Curettes

Biopsiezangen

Biopsy Forceps


ER



FAURE

ER054R

210 mm, 8 1/4"



FAURE

ER055R

240 mm, 9 1/2"



Biopsie- und Kürettage-Instrumente – Biopsy Instruments and Currettes

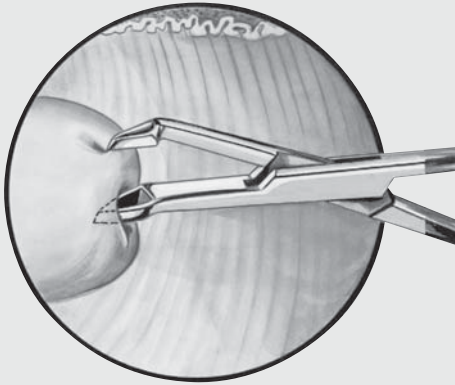
Biopsiezangen Biopsy Forceps

Vorteile der SCHUMACHER-Zangen:

- Sicheres Erfassen des Gewebes aufgrund des Anhakeeffekts.
- Großer Öffnungswinkel.
- Glatter, ziehender Schnitt.
- Proben werden nicht gequetscht.
- Nicht schmerzhaft, selbstschließende Wunde, gute Heilung.

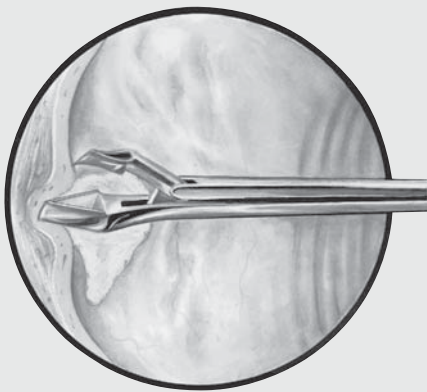
Advantages of the Schumacher forceps:

- More reliable grip on the tissue due to "hooking" effect.
- Wide angle of opening.
- Smooth, steady cut.
- Specimens are not squashed.
- Not painful; self-sealing wound, heals well.



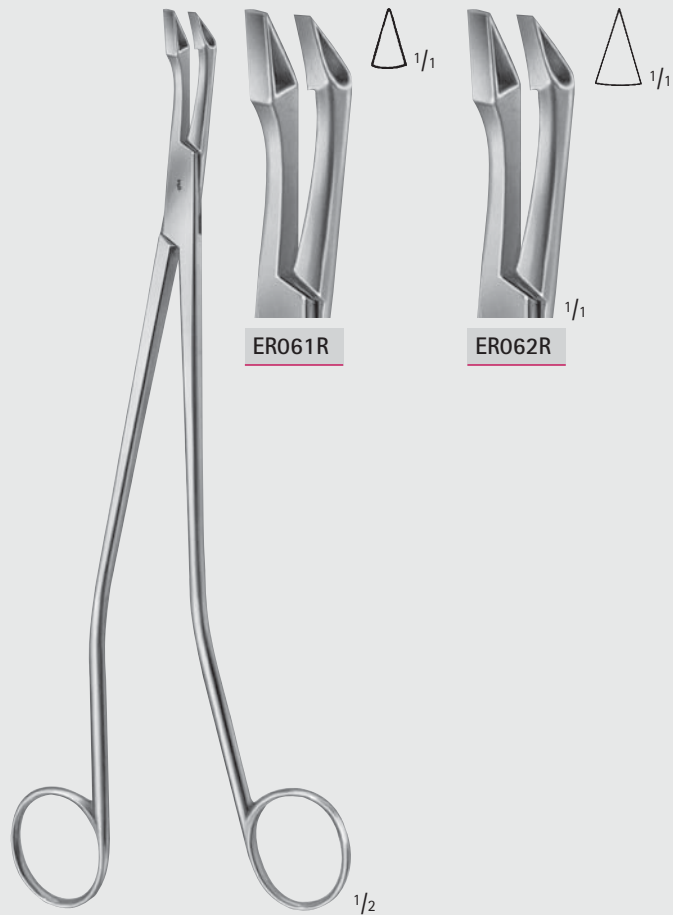
Zange an der Portio vaginalis uteri angesetzt.
Der gute Anhakeeffekt ist erkennbar.

Forceps applied to the portio vaginalis uteri.
The excellent hooking effect can be seen.



Zange am narbig veränderten flachen
Scheidengewölbe angesetzt.


Forceps applied to cicatricially altered flat
vaginal vault.



SCHUMACHER

ER061R-ER062R

240 mm, 9 1/2"



ER063R

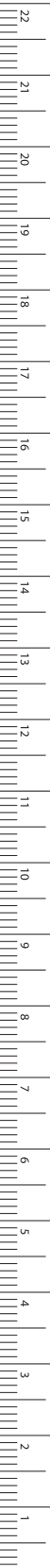
ER064R

SCHUMACHER

ER063R-ER064R

für Kolposkopie geeignet
suitable for colposcopy
240 mm, 9 1/2"

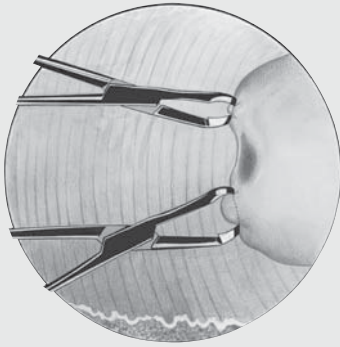
ER



MILLIMETERS

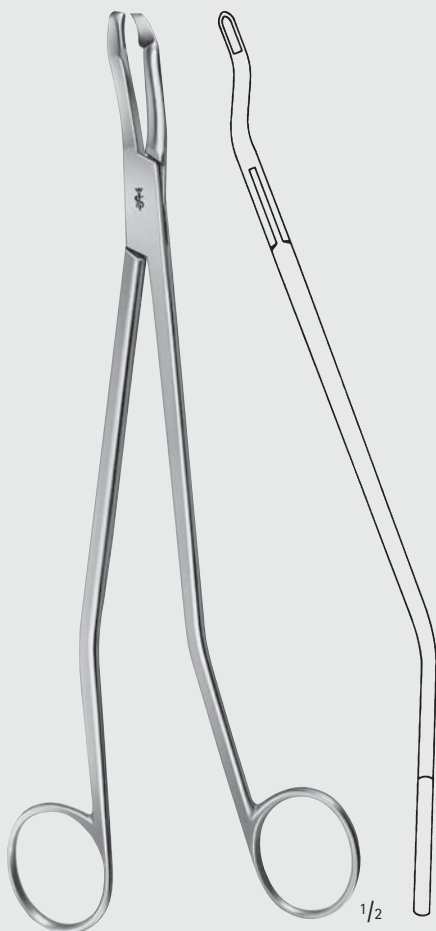
Biopsie- und Kürettage-Instrumente – Biopsy Instruments and Currettes

Biopsiezangen Biopsy Forceps



Die Größe des PE-Stücks wird durch den Öffnungswinkel der Zange bestimmt. Der Anhakeeffekt des gebogenen Zangenmaules ermöglicht eine Gewebeatnahme meist ohne zusätzliche Verwendung einer fixierenden Hakenzange.

The size of the biopsy is determined by the opening angle of the forceps. The hook effect of the curved jaws allows tissue removal and an additional hook forceps is hardly ever necessary.



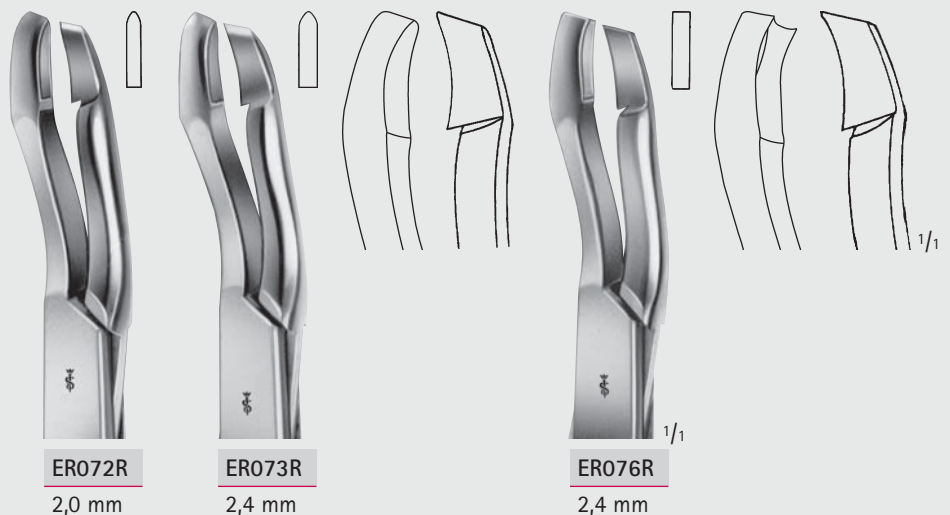
SEIDL DBP

ER072R-ER076R

Biopsiezangen, bajonettförmig,
für Portio, Vagina und Vulva

Biopsy forceps, bayonet-shaped,
for portio, vagina and vulva

240 mm, 9 1/2"



ER072R
2,0 mm

ER073R
2,4 mm

ER076R
2,4 mm



■ Es stehen zwei Maulformen zur Verfügung:

- a) Gotische Form (verursacht weniger Blutung), 2,0 bzw. 2,4 mm breit
- b) Rechteckige Form, 2,4 mm breit

■ Die glatte, senkrechte Schnittführung durch Epithel und Bindegewebe ermöglicht eine optimale histologische Untersuchung. Das PE-Stück wird seitlich auf einer planen Unterlage (z.B. Kork) fixiert und kann so "schnittgerecht" eingebettet werden. Keine tangentialen Anschnitte!

■ Durch die Bajonettbiegung bleibt die Sicht (mit oder ohne Kolposkop) auf die Portio bzw. das PE-Gebiet frei. Das Ansetzen der Zange kann gut kontrolliert werden.



■ 2 different shapes of the jaw are available:
a) gothic shape (causes less bleeding)

- 2.0 resp. 2.4 mm wide
- b) rectangular shape, 2.4 mm wide

■ The smooth vertical cut through the epithelium and fibrous tissue allows an immediate histological examination. The biopsy is laterally fixed to a plane support (e.g. cork) and can thus properly be embedded for intersection. No tangential incisions.


■ The bayonet-shape of the forceps does neither obstruct the view to the portio nor to the area of biopsy, no matter whether a colposcope is used or not. Application of the forceps can be well controlled.



Biopsie- und Kürettage-Instrumente – Biopsy Instruments and Currettes

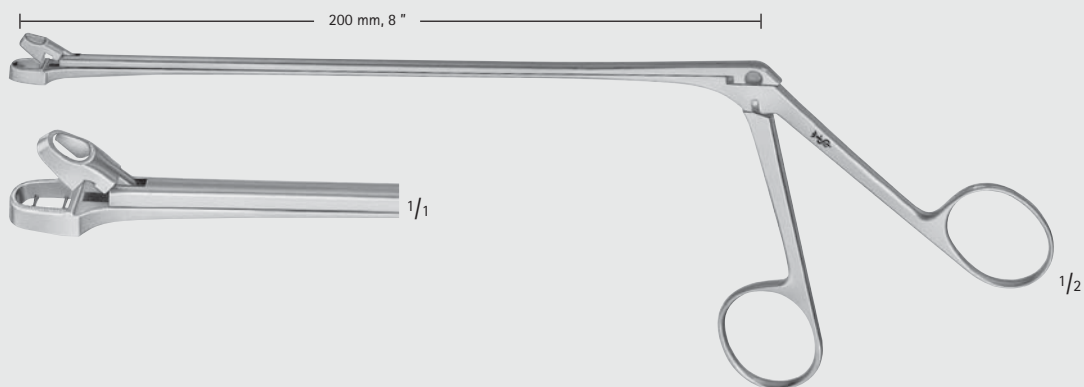
Biopsiezangen
Biopsy Forceps

ER



BERGER

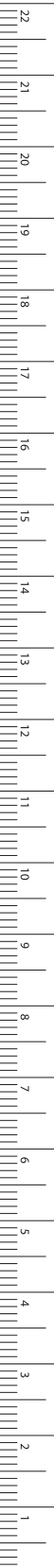
ER066R



EPPENDORF

ER070R

für Kolposkopie geeignet
suitable for colposcopy




Biopsie- und Kürettage-Instrumente – Biopsy Instruments and Curettes

Biopsiezangen

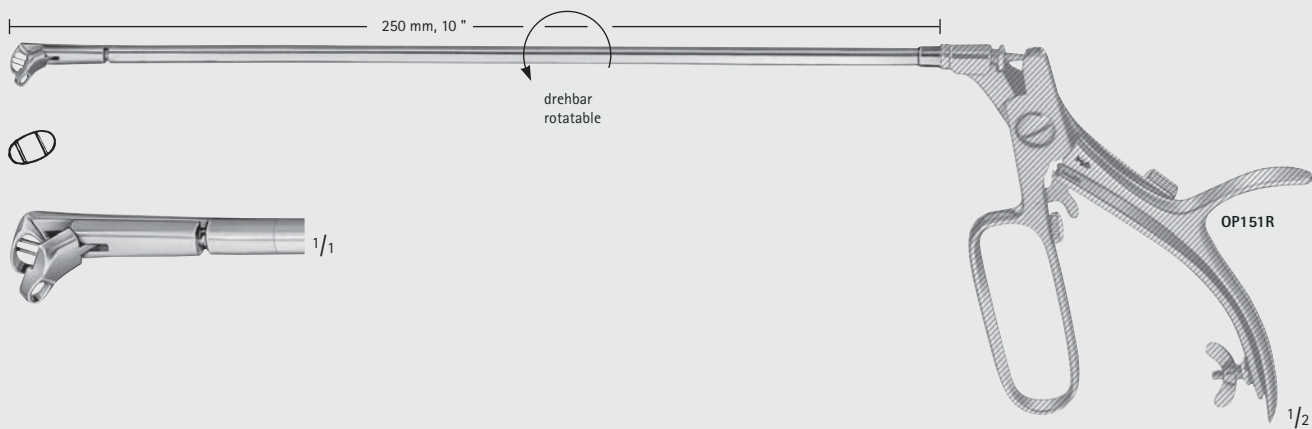
Biopsy Forceps

ER



LEECH-WILKINSON

ERO71R



AESCULAP

EA912R

Aufsatz allein
mit ziehendem Schnitt,
passend auf Griff OP151R

Attachment only
with cut beginning from the top,
suitable for handle OP151R

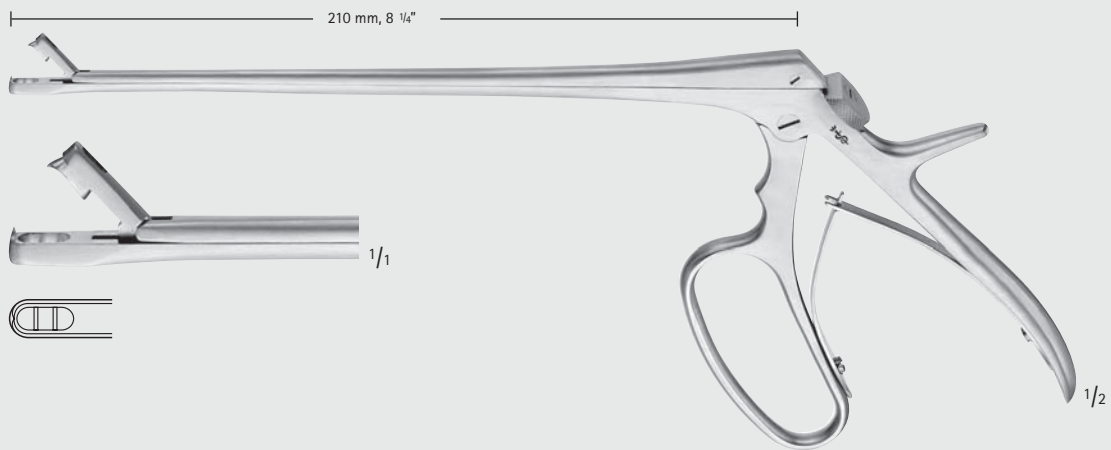
INCHES

Biopsie- und Kürettage-Instrumente – Biopsy Instruments and Currettes

Biopsiezangen

Biopsy Forceps

ER



TISCHLER

ER068R



Biopsie- und Kürettage-Instrumente – Biopsy Instruments and Curettes

Uteruslöffel
Uterine Scoops

ER

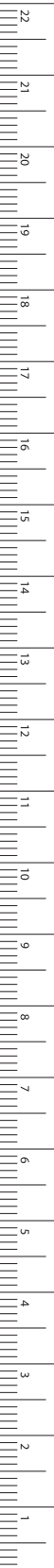


Fig. 1

ER101R
6,8 mm



Fig. 2

ER102R
8,5 mm



Fig. 3

ER103R
10 mm



Fig. 4

ER104R
11,5 mm



Fig. 5

ER105R
13 mm




Fig. 6 ^{1/1}

ER106R
14,5 mm

SIMON

ER101R-ER106R

max. 240 mm, 9 1/2"



Fig. 1

ER111R
6,8 mm



Fig. 2

ER112R
8,5 mm



Fig. 3

ER113R
10 mm



Fig. 4

ER114R
11,5 mm



Fig. 5

ER115R
13 mm



Fig. 6 ^{1/1}

ER116R
14,5 mm

SCHRÖDER

ER111R-ER116R

max. 310 mm, 12 3/8"



ER126R
6 mm



ER128R
8 mm



ER130R
10 mm



ER132R
12 mm



Fig. 1 ^{1/1}

ER134R
14 mm

GOURDET

ER126R-ER134R

stumpf
blunt
280 mm, 11"

MILLIMETERS

Biopsie- und Kürettage-Instrumente – Biopsy Instruments and Currettes

Uterusküretten

Uterine Currettes

ER



RECAMIER

ER219R-ER230R

scharf-fest
sharp-rigid

ER241R-ER248R

scharf-biegsam
sharp-malleable

ER320R-ER330R

stumpf-fest
blunt-rigid
max. 300 mm, 12"

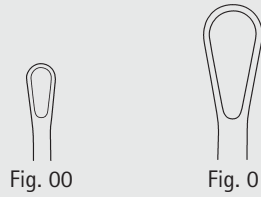


Fig. 00



Fig. 0



Fig. 1



Fig. 2



Fig. 3



Fig. 4



Fig. 5



Fig. 6

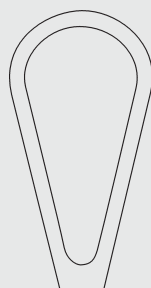


Fig. 7

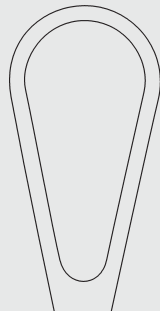


Fig. 8

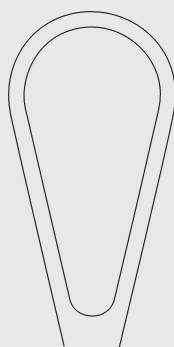


Fig. 9

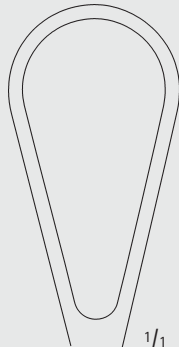


Fig. 10

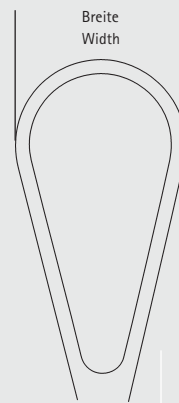


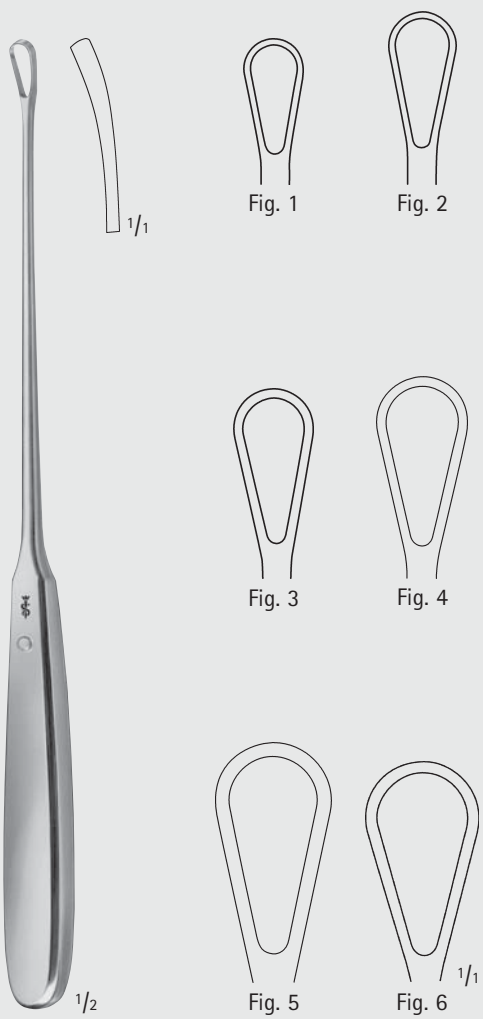
Fig.	Breite Width	scharf sharp		stumpf blunt
		fest rigid	biegsam malleable	fest rigid
00	4,5 mm	ER219R		
0	7,5 mm	ER220R		ER320R
1	8,5 mm	ER221R	ER241R	ER321R
2	10,5 mm	ER222R	ER242R	ER322R
3	12,0 mm	ER223R	ER243R	ER323R
4	14,0 mm	ER224R	ER244R	ER324R
5	15,0 mm	ER225R	ER245R	ER325R
6	16,5 mm	ER226R	ER246R	ER326R
7	18,0 mm	ER227R	ER247R	ER327R
8	19,5 mm	ER228R	ER248R	ER328R
9	21,5 mm	ER229R		ER329R
10	23,5 mm	ER230R		ER330R



Biopsie- und Kürettage-Instrumente – Biopsy Instruments and Currettes

Uterusküretten
Uterine Currettes

ER



SIMS

ER401R-ER406R

scharf-fest
sharp-rigid

ER411R-ER416R

scharf-biegsam
sharp-malleable
max. 255 mm, 10"

ER421R-ER426R

stumpf-fest
blunt-rigid

Fig.	Breite Width	scharf sharp		stumpf blunt
		fest rigid	biegsam malleable	fest rigid
1	7,5 mm	ER401R	ER411R	ER421R
2	8,5 mm	ER402R	ER412R	ER422R
3	10,5 mm	ER403R	ER413R	ER423R
4	12,0 mm	ER404R	ER414R	ER424R
5	14,0 mm	ER405R	ER415R	ER425R
6	15,0 mm	ER406R	ER416R	ER426R



MILLIMETERS

Biopsie- und Kürettage-Instrumente – Biopsy Instruments and Curettes

Uterusküretten

Uterine Curettes

ER



BUMM

ER520R-ER526R

stumpf-biegsam

blunt-malleable

max . 290 mm, 11 1/2"

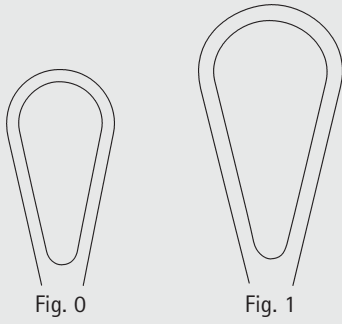


Fig. 0

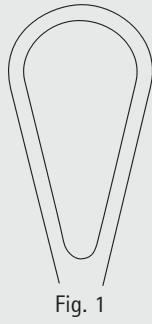


Fig. 1

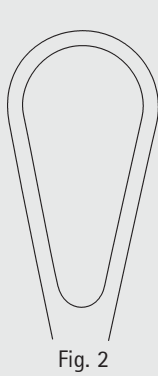


Fig. 2

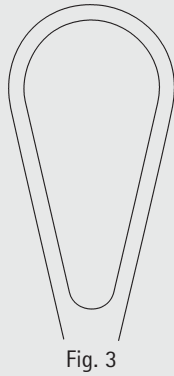


Fig. 3

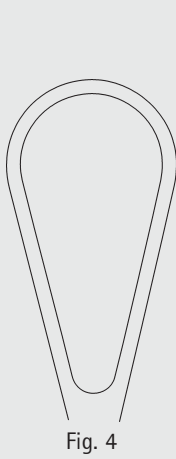


Fig. 4

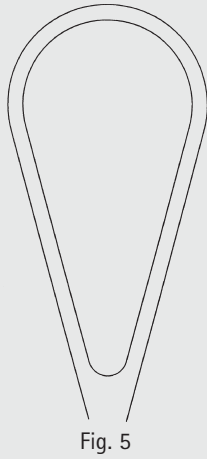


Fig. 5

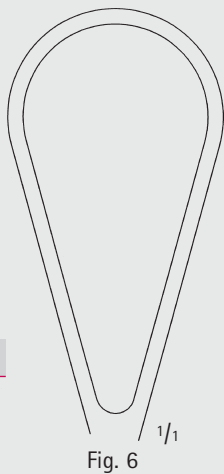


Fig. 6

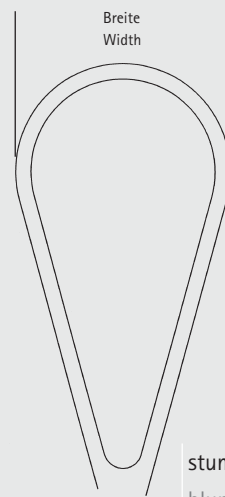


Fig.	Breite Width	stumpf blunt	biegsam malleable
0	16,0 mm	ER520R	
1	18,0 mm	ER521R	
2	19,5 mm	ER522R	
3	21,5 mm	ER523R	
4	23,5 mm	ER524R	
5	26,0 mm	ER525R	
6	28,5 mm	ER526R	



Biopsie- und Kürettage-Instrumente – Biopsy Instruments and Currettes

Uterusküretten, Plazentar- und Abortusküretten
Uterine Currettes, Placenta- and Ovum Currettes

ER



BLAKE

ER585R

275 mm, 10 3/4"



COLLIN

ER580R

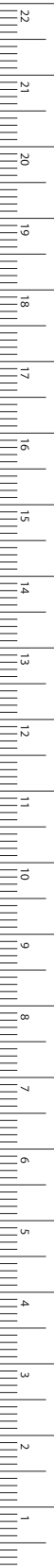
300 mm, 12"



HEANEY

ER025R

240 mm, 9 5/8"




MILLIMETERS

Biopsie- und Kürettage-Instrumente – Biopsy Instruments and Currettes

Plazentar- und Abortuslöffel

Placenta- and Ovum Scoop

ER



WALLICH

ER602R

420 mm, 16 3/4"

INCHES



Biopsie- und Kürettage-Instrumente – Biopsy Instruments and Currettes

Plazentar- und Abortusküretten

Placenta- and Ovum Currettes

ER

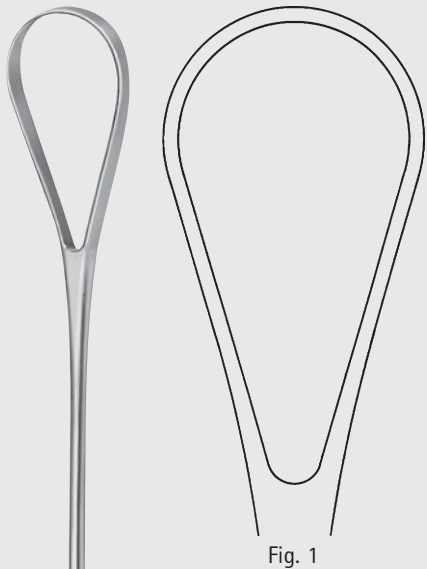


Fig. 1

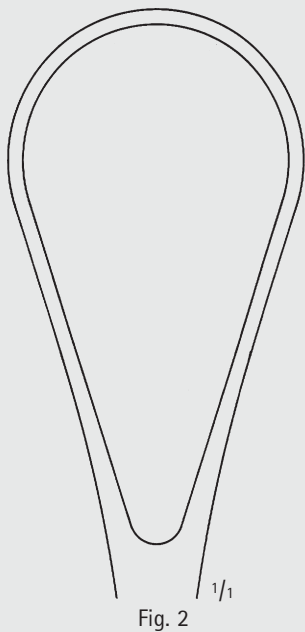


Fig. 2

RECAMIER

ER611R-ER612R

stumpf-fest
blunt-rigid
max. 360 mm, 14 ³/₈"

Fig.	Breite Width	fest rigid	stumpf blunt
1	34,5 mm	ER611R	
2	39,5 mm	ER612R	




Fig. 1

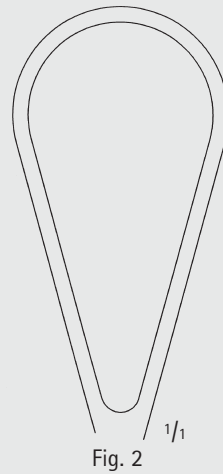


Fig. 2

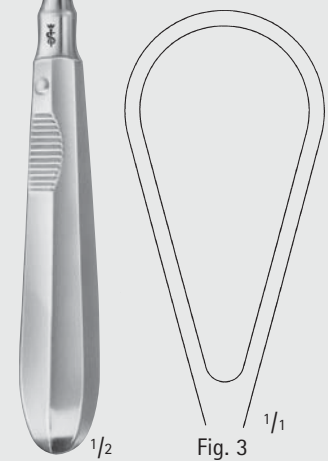


Fig. 3

BUMM

ER621R-ER623R

scharf-biegsam
sharp-malleable

ER626R-ER628R
stumpf-biegsam
blunt-malleable
max. 310 mm, 12 ³/₈"

Fig.	Breite Width	scharf sharp	stumpf blunt
1	23,5 mm	ER621R	ER626R
2	26,0 mm		ER627R
3	28,5 mm	ER623R	ER628R



MILLIMETERS

Biopsie- und Kürettage-Instrumente – Biopsy Instruments and Curettes

Uterus-Kanülen

Uterine Cannulae

ER



ER871R

klein

small

Ø 10 x 25 mm

diam. 10 x 25 mm



ER872R

mittel

medium

Ø 13 x 30 mm

diam. 13 x 30 mm



ER873R

groß

large

Ø 16 x 30 mm

diam. 16 x 30 mm

¹/_i

¹/₂

LEECH-WILKINSON

ER871R-ER873R

265 mm, 10 ¹/₂"



¹/₂

SPACKMAN

ER874R

mit Befestigungsplatte für
Hakenzange verstellbar

with adjustable plate for
vulsellum forceps

360 mm, 14 ¹/₄"

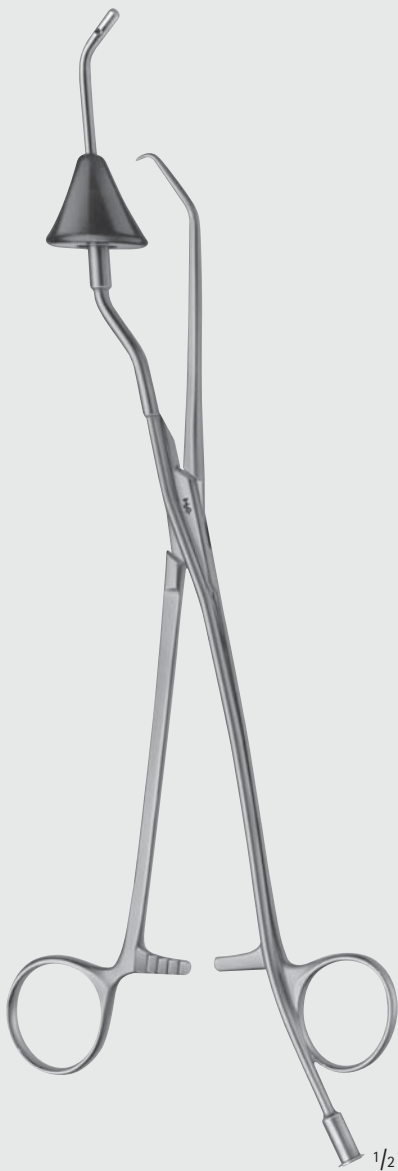
INCHES

Biopsie- und Kürettage-Instrumente – Biopsy Instruments and Curettes

Uterus-Kanülen, Spülkatheter

Uterine Cannulae, Irrigation Catheter

ER



BEHRMAN

ER875

Uterus-Kanüle
mit abnehmbarem Konus
Uterine cannula
with detachable cone
305 mm, 12"



ER876

Uterus-Kanüle
mit Federmechanismus, selbsthaltend,
komplett mit 2 auswechselbaren Koni
groß und klein
Uterine cannula
with spring connector, self-retaining,
complete with 2 interchangeable cones
large and small
250 mm, 13"



ROTUNDA

ER867R

Spülkatheter
Ø 5 mm
Irrigation cannula
diam. 5 mm
200 mm, 8"



MILLIMETERS

По вопросам продаж и поддержки обращайтесь:

Алматы (7273)495-231	Казань (843)206-01-48	Новокузнецк (3843)20-46-81	Смоленск (4812)29-41-54
Архангельск (8182)63-90-72	Калининград (4012)72-03-81	Новосибирск (383)227-86-73	Сочи (862)225-72-31
Астрахань (8512)99-46-04	Калуга (4842)92-23-67	Омск (3812)21-46-40	Ставрополь (8652)20-65-13
Барнаул (3852)73-04-60	Кемерово (3842)65-04-62	Орел (4862)44-53-42	Сургут (3462)77-98-35
Белгород (4722)40-23-64	Киров (8332)68-02-04	Оренбург (3532)37-68-04	Тверь (4822)63-31-35
Брянск (4832)59-03-52	Краснодар (861)203-40-90	Пенза (8412)22-31-16	Томск (3822)98-41-53
Владивосток (423)249-28-31	Красноярск (391)204-63-61	Пермь (342)205-81-47	Тула (4872)74-02-29
Волгоград (844)278-03-48	Курск (4712)77-13-04	Ростов-на-Дону (863)308-18-15	Тюмень (3452)66-21-18
Вологда (8172)26-41-59	Липецк (4742)52-20-81	Рязань (4912)46-61-64	Ульяновск (8422)24-23-59
Воронеж (473)204-51-73	Магнитогорск (3519)55-03-13	Самара (846)206-03-16	Уфа (347)229-48-12
Екатеринбург (343)384-55-89	Москва (495)268-04-70	Санкт-Петербург (812)309-46-40	Хабаровск (4212)92-98-04
Иваново (4932)77-34-06	Мурманск (8152)59-64-93	Саратов (845)249-38-78	Челябинск (351)202-03-61
Ижевск (3412)26-03-58	Набережные Челны (8552)20-53-41	Севастополь (8692)22-31-93	Череповец (8202)49-02-64
Иркутск (395)279-98-46	Нижний Новгород (831)429-08-12	Симферополь (3652)67-13-56	Ярославль (4852)69-52-93
Россия (495)268-04-70	Киргизия (996)312-96-26-47	Казахстан (7172)727-132	